

KEY FINDINGS

In 2023, **OSPO ADOPTION AND OSS INITIATIVE ADOPTION** saw a **32%** increase compared with 2022.



OSPO GROWTH

Formally structured OSPOs in Asia-Pacific increased from **26%** in 2022 to **54%** in 2023. **THIS IS 108% GROWTH IN JUST ONE YEAR.**

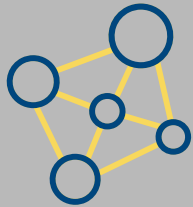


OSPO GROWTH

96% of organizations reported that their OSPOs or OSS initiatives have **DRIVEN SIGNIFICANT IMPROVEMENTS** in software development best practices.



OSPO SUCCESS



85% of organizations reported that their OSPOs or OSS initiatives have **STRONGLY IMPROVED INTEROPERABILITY.**


OSPO SUCCESS

90% of organizations that have an OSPO also have a formal policy regarding their use and contribution to OSS.



OSPO GROWTH

72% of organizations planning to implement an OSPO or an OSS initiative will do so in the next **12 MONTHS.**



OSPO GROWTH



93% of OSPOs and OSS initiatives provide **ADVICE OR DECISIONS ON OSS SECURITY ISSUES.**

SECURITY SUPPORT

52% of organizations with structured OSPOs and OSS initiatives have an **AUTOMATED PROCESS** for addressing OSS license compliance.




COMPLIANCE SUPPORT

Organizations with open source program offices (OSPOs) and open source software (OSS) initiatives are **NEARLY ALWAYS BETTER POSITIONED TO LEVERAGE LEADING-EDGE TECHNOLOGIES.**



INNOVATION SUPPORT



Organizations with an OSPO or an OSS initiative are nearly **4X MORE LIKELY** to provide **UPSTREAM CONTRIBUTIONS.**

PROJECT SUSTAINABILITY

More organizations think their **FUNDING** for OSPOs or OSS initiatives is likely to decrease—nearly doubling from **12%** of respondents in 2022 to **23%** in 2023.



OSPO BARRIERS



COLLABORATION WITH OSS ORGANIZATIONS is the **#1 RESPONSIBILITY** of an OSPO and an OSS initiative.

COMMUNITY SUPPORT

